

THIS DRAWING IS THE PROPERTY OF SEA RAY BOATS, INC., PD&E, MERRITT ISLAND, FLORIDA. ALL RIGHTS ARE RESERVED. THIS DRAWING AND INFORMATION CONTAINED MAY NOT BE COPIED OR DISCLOSED TO OTHERS WITHOUT THE WRITTEN PERMISSION OF SEA RAY BOATS, INC.

NOTES

DATE

ECN REV. NO.

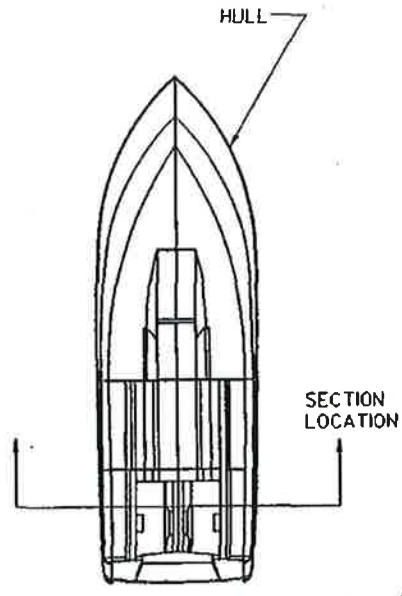
CURRENT ECN NO.

ORIGINAL

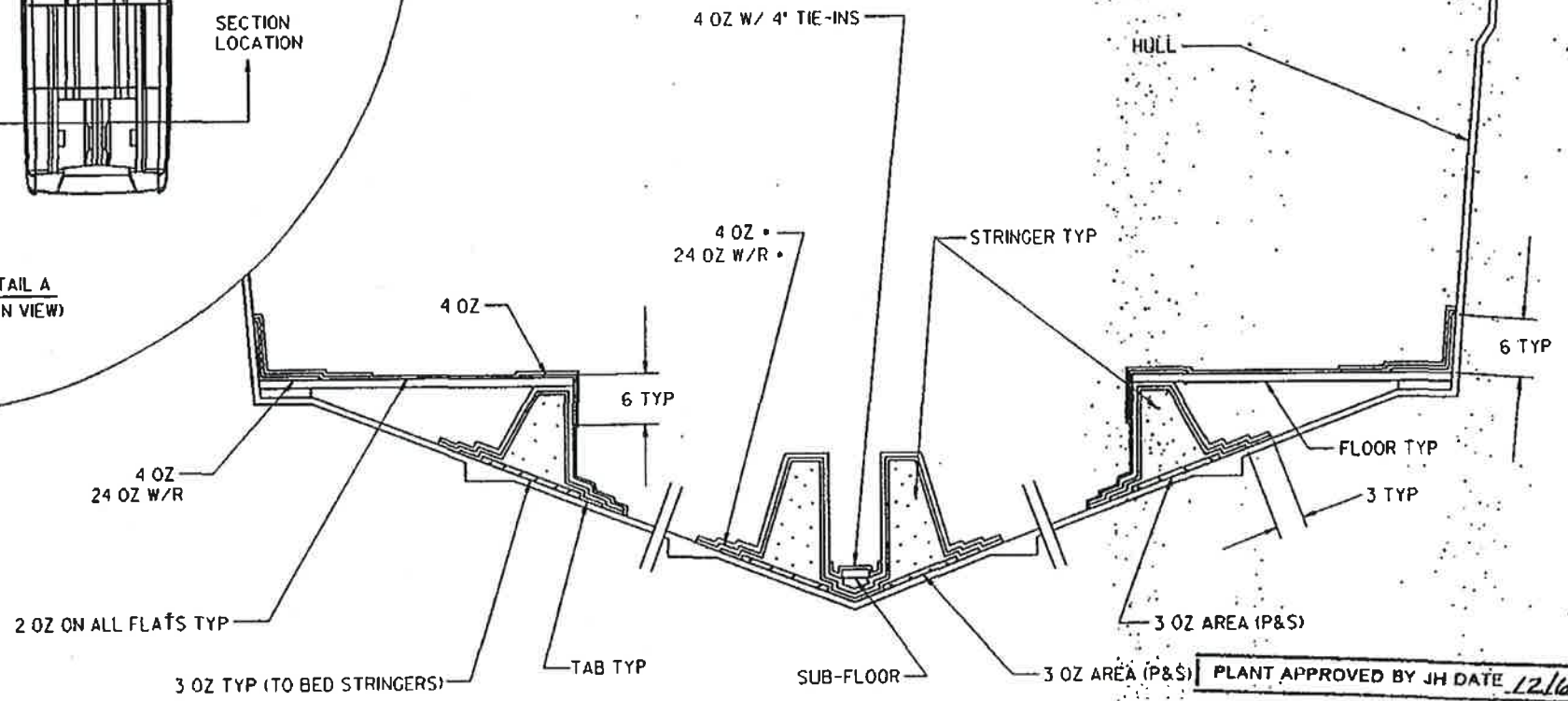
REFERENCE

- NOTES:
- 1) LAMINATION TIE-INS TO BE AS SHOWN. (SEE DETAIL A FOR SECTION LOCATION)
 - 2) REF DWG 04-140 FOR STRINGER INSTALLATION.
 - 3) REF DWG 04-146 FOR SUB-FLOOR INSTALLATION.
 - 4) REF DWG 04-152 FOR FLOOR INSTALLATION.

(• - ENCAPSULATES STRINGERS AFT OF ENGINE BLKHD)



DETAIL A
(PLAN VIEW)



PLANT APPROVED BY JH DATE 12/16/96



DWG TITLE STRINGER & FLOORBOARD LAMINATION TIE-IN TO HULL (BILGE AREA)		MODEL 290 DA
PLANT REV. NO./DATE 0	CHECKED BY/ DATE	DRAWN BY/ DATE C. HATTINGH 9/25/96
PLANT APPROVAL BY	APPROVED BY/ DATE <i>M. J. J. J.</i>	INITIAL RELEASE ECN NO. 10180
PLANT START NO.	CAD FILE 29DA04002.EMS	DRAWING NO. 04-002
PLANT ECC NO.		

THIS DRAWING IS THE PROPERTY OF SEA RAY BOATS, INC., P.O. BOX 100, MERRITT ISLAND, FLORIDA. ALL RIGHTS ARE RESERVED. THIS DRAWING AND INFORMATION CONTAINED MAY NOT BE COPIED OR DISCLOSED TO OTHERS WITHOUT THE WRITTEN PERMISSION OF SEA RAY BOATS, INC.

NOTES

BY

DATE

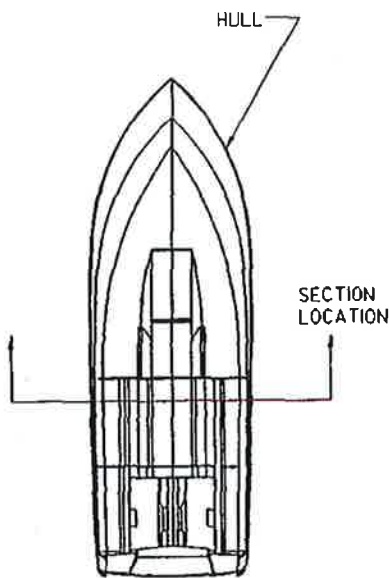
ECN REV. NO.

CURRENT ECN NO.

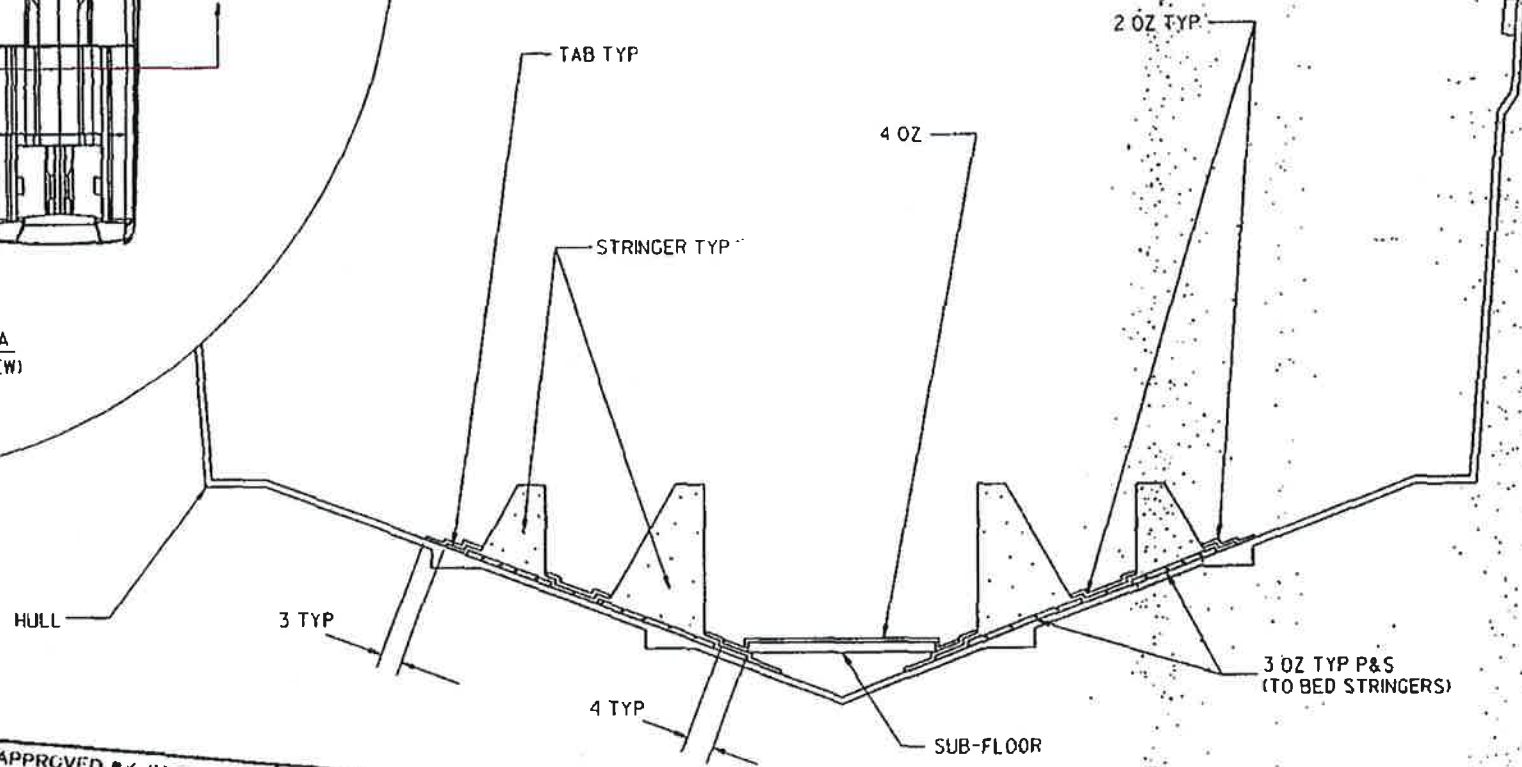
ORIGINAL

- NOTES:
- 1) LAMINATION TIE-INS TO BE AS SHOWN. (SEE DETAIL A FOR SECTION LOCATION)
 - 2) REF DWG 04-140 FOR STRINGER INSTALLATION.
 - 3) REF DWG 04-146 FOR SUB-FLOOR INSTALLATION.

REFERENCE



DETAIL A
(PLAN VIEW)



PLANT APPROVED BY JH DATE 12/6/96

Sea Ray
PRODUCT DEVELOPMENT & ENGINEERING

DWG TITLE STRINGER & FLOORBOARD LAMINATION TIE-IN TO HULL (BOW AREA)

PLANT REV. NO./DATE 0
PLANT APPROVAL BY

PLANT START NO. PLANT ECC NO.

CHECKED BY/DATE Dennis Hopkins
APPROVED BY/DATE Mike P. [Signature]

CAD FILE 290A04003.EMS

MODEL 290 DA

DRAWN BY/DATE DRAWN C. HATTINGH 9/26/96

INITIAL RELEASE ECN NO. 10180
DRAWING NO. 04-003

THIS DRAWING IS THE PROPERTY OF SEA RAY BOATS, INC., P.O. BOX 100, WERRITT ISLAND, FLORIDA. ALL RIGHTS ARE RESERVED. THIS DRAWING AND INFORMATION CONTAINED MAY NOT BE COPIED OR DISCLOSED TO OTHERS WITHOUT THE WRITTEN PERMISSION OF SEA RAY BOATS, INC.

NOTES

BY

DATE

ECH
REV. NO.

CURRENT
ECH NO.

ORIGINAL



4 OZ.
4' TIE-IN

REFERENCE

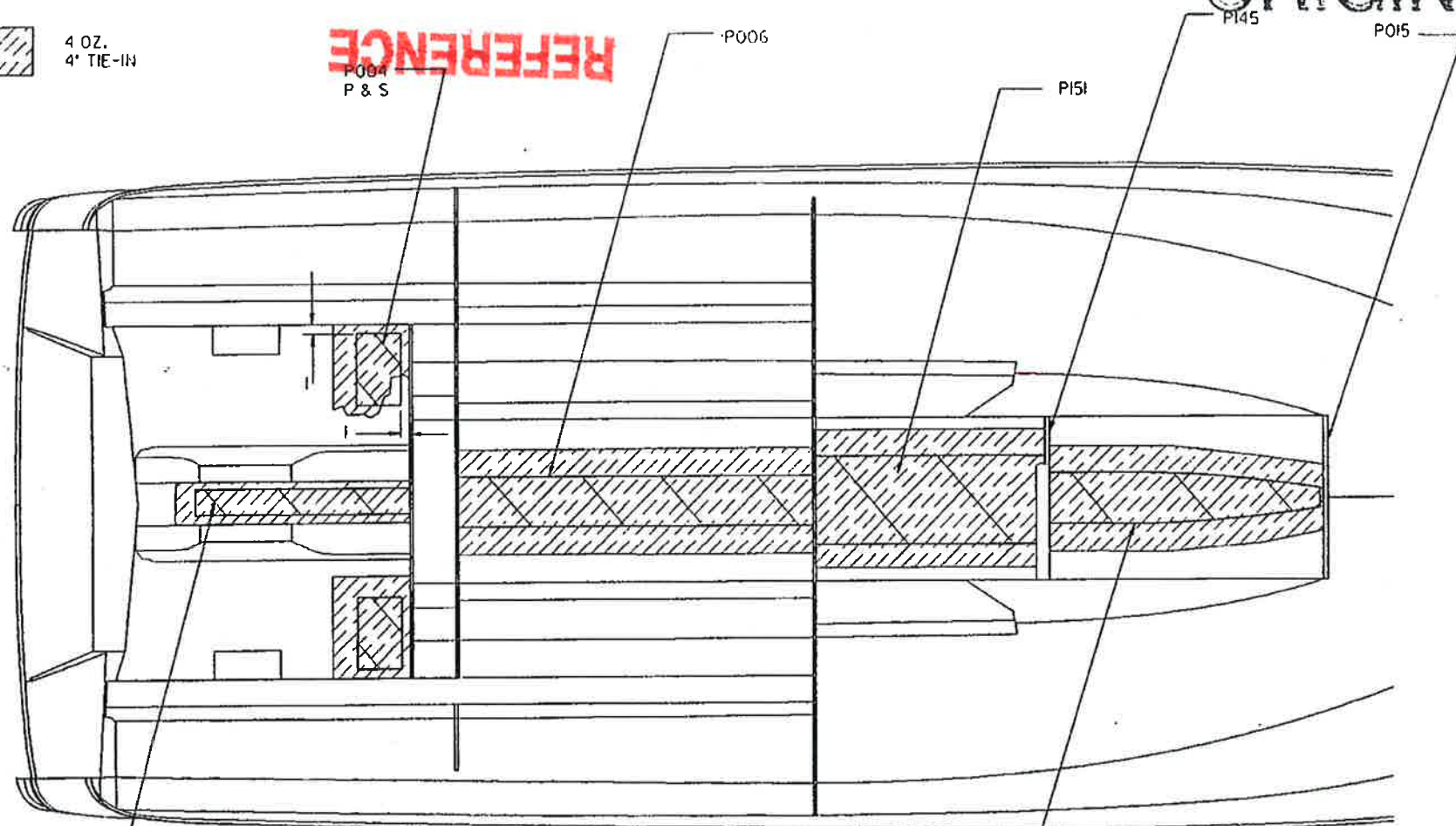
P004
P & S

P006

P151

P145

P015



P005
BUTT FWD TO BLKHD

P009
BUTT AFT
TO BLKHD

PLANT APPROVED BY JH DATE 12/6/96

NOTES:

- 1) BRACING TO BE AS SHOWN. OPT TWIN ENGINE STRINGERS SHOWN. BRACING W/ SINGLE ENGINE TO BE TYPICAL.
- 2) REF DWG 04-140 FOR STRINGER INST.



PRODUCT DEVELOPMENT & ENGINEERING

DWG TITLE SUB-FLOORS & BILGE BRACING INSTALLATION

PLANT REV. NO./DATE 0

PLANT APPROVAL BY

PLANT START NO.

PLANT ECC NO.

CHECKED BY Dennis Medina

APPROVED BY

CAD FILE 29DA04146.EMS

MODEL 290 DA

DRAWN BY/ DATE DRAWN C.MURO 09-19-96

PARTIAL RELEASE ECH NO. DRAWING NO.

10180 04-146

THIS DRAWING IS THE PROPERTY OF SEA RAY BOATS, INC., PD&E, MERRITT ISLAND, FLORIDA. ALL RIGHTS ARE RESERVED. THIS DRAWING AND INFORMATION CONTAINED MAY NOT BE COPIED OR DISCLOSED TO OTHERS WITHOUT THE WRITTEN PERMISSION OF SEA RAY BOATS, INC.

NOTES

BY

DATE

ECN REV. NO.

CURRENT ECN NO.

REFERENCE

ORIGINAL

4 OZ GLASS
4" TIE-INS

PORT
FWD

NOTES:
1) INSTALL BRACING AS SHOWN.
2) REF DWG 04-168 FOR PORT HULL BRACING.

HULL

ENGINE BLKHD

STBD AFT BILGE FLOOR

23

18 (P&S)

P029 (P&S)

18 (P&S)

P175

PLANT APPROVED BY JH DATE 12/6/96



PRODUCT DEVELOPMENT & ENGINEERING

DWG TITLE HULL BRACING (STBD)

PLANT REV. NO./DATE 0

PLANT APPROVAL BY

PLANT START NO.

PLANT ECC NO.

CHECKED BY DATE

APPROVED BY DATE

CAD FILE 29DA04170.EMS

MODEL 290 DA

DRAWN BY/ DATE DRAWN C. HATTINGH

9/25/96

ANNUAL RELEASE ECN NO.

DRAWING NO.

10180

04-170