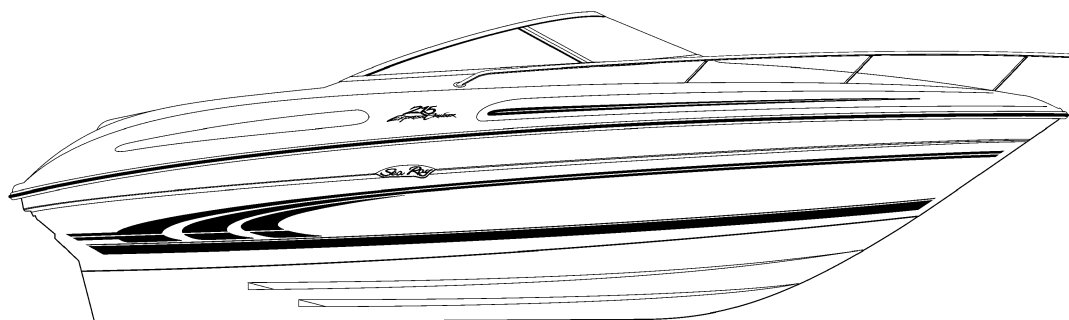


# Owner's Manual Supplement

## 215 Express Cruiser



*Sea Ray*

Sea Ray® • Owner's Manual Supplement 215 Express Cruiser • MRP #1013861

Printed in the U.S.A. August 1996, June 1997, Reprinted December 1999, Revised May 2002 ©Sea Ray Boats, Inc.

Sea Ray Boats, Inc. 2600 Sea Ray Blvd., Knoxville, TN 37914.

For information call 1-800-SRBOATS. or fax 1-314-213-7878

Internet address: <http://www.searay.com>

Note: Not all accessories shown in pictures or described herein are standard equipment or even available as options.

Options and features are subject to change without notice.



# INTRODUCTION & TABLE OF CONTENTS

This owner's manual supplement has been written to provide additional specific information about your boat and should be read carefully. Keep this booklet with the owner's manual in the owner's manual packet.

The owner's manual packet has been compiled to help you operate your craft with safety and pleasure. It contains details of the craft, the equipment supplied or fitted, its systems and information on its operation and maintenance. Please read the information in it carefully and familiarize yourself with the craft before using it.

If this is your first craft, or you are changing to a type of craft you are not familiar with, for your own comfort and safety, please ensure that you obtain handling and operating experience before "assuming command" of the craft. Your dealer or yacht club will be pleased to advise you of local sea schools or competent instructors.

PLEASE KEEP THIS OWNER'S MANUAL PACKET IN A SECURE PLACE AND HAND IT OVER TO THE NEW OWNER WHEN YOU SELL THE CRAFT.

|   |   |  |    |
|---|---|--|----|
| Warranty Information .....                              | 4 | Steering System .....                        | 9  |
| Construction Standards .....                            | 4 | Fire Extinguishing System .....              | 9  |
| Hull Identification Number .....                        | 4 | Fire Extinguisher Discharge Port .....       | 9  |
| Owner's Manual Packet Contents .....                    | 5 | Anchoring .....                              | 10 |
| General Arrangements, Specifications & Dimensions ..... | 7 | Anchoring Arrangement .....                  | 10 |
| Seating Plan Options .....                              | 7 | Life Saving Equipment (PFD) .....            | 10 |
| Supplemental General Information .....                  | 8 | Boat Storage .....                           | 10 |
| Bilge Pumping System .....                              | 8 | Troubleshooting .....                        | 10 |
| Propulsion System .....                                 | 8 | List of Reference Manuals and Drawings ..... | 10 |
| Propellers .....  | 8 | Repair and Parts Facilities .....            | 10 |
| Fuel System .....                                       | 8 | Docking / Lifting / Trailering .....         | 11 |
| Exhaust System .....                                    | 8 | Dash Layout .....                            | 12 |
| Engine Cooling System .....                             | 8 | Location Of Through-Hull Fittings .....      | 13 |
| Electrical Installations .....                          | 8 | Key To Electrical Symbols .....              | 14 |
| Battery .....   | 9 | DC Wiring Schematic .....                    | 15 |
| Ventilation System / Bilge Blower .....                 | 9 | International Homologations .....            | 17 |

(This book contains 17 pages.)



Information in this publication is based upon the latest product specifications available at printing. Sea Ray® Boats, Inc. reserves the right to make changes at any time, without notice, in the colors, equipment, specifications, materials and prices of all models, or to discontinue models. Should changes in production models be made, Sea Ray® is not obligated to make similar changes or modifications to models sold prior to the date of such changes.

The following are registered trademarks of the Brunswick Corporation: Sea Ray®, The SR Wave Logo.

## WARRANTY INFORMATION

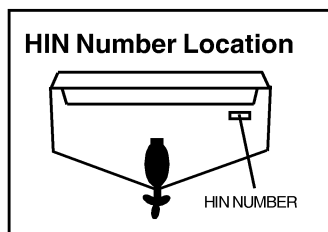
Sea Ray's® warranty is better than ever. Find the warranty information card in your owner's manual packet for complete details. If for some reason the card is missing, contact your Sea Ray dealer for a new one.

## CONSTRUCTION STANDARDS

Sea Ray's® commitment - Excellence by Design - has enabled us to create a superior craft providing you with comfort, performance, safety and dependability. All our boats comply with the safety standards set by the United States Coast Guard and are designed, engineered and manufactured in accordance with applicable recommendations and guidelines of the American Boat and Yacht Council (ABYC) certified by the National Marine Manufacturers Association (NMMA).

## HULL IDENTIFICATION NUMBER (HIN)

The “**Hull Identification Number**,” located on the starboard side of the transom, is the most important identifying factor and must be included in all correspondence and orders. Failure to include it only creates delays. Also of vital importance are the engine serial numbers and part numbers when writing about or ordering parts for your engine. Refer to the engine owner's manual for locations.



## SERVICING YOUR SEA RAY®

When your boat needs service beyond regular maintenance it should be taken to an authorized Sea Ray® dealer.

To find a dealer in your area call:

1-800-SRBOATS.

Fax: 1-314-213-7878

Domestic/International

If a problem is not handled to your satisfaction:

1. Discuss any warranty-related problems directly with the service manager of the dealership or your sales person. Give the dealer an opportunity to help the service department resolve the matter for you.
2. If a problem arises that has not been resolved to your satisfaction by your dealer, contact Sea Ray® Boats at 1-800-SRBOATS and the appropriate customer service department information will be provided for you.

# OWNER'S MANUAL PACKET CONTENTS

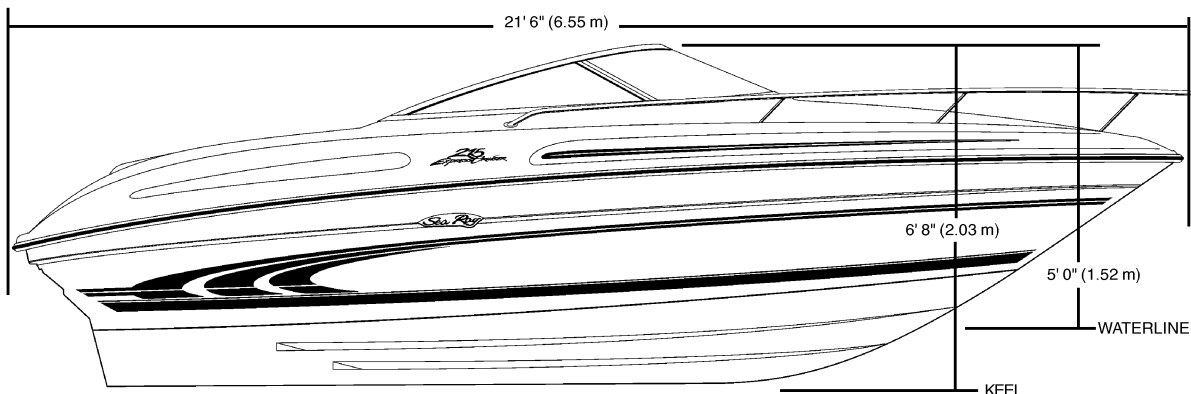
|                                | Sea Ray®<br>Owner's<br>Manual | Sea Ray®<br>Owner's<br>Manual<br>Supplement | Sea Ray®<br>Specification<br>Sheet | Sea Ray®<br>Parts<br>Manual | Engine<br>Operator's<br>Manual | Original<br>Equipment<br>Manuals | Owner's<br>Packet<br>Insert |
|--------------------------------|-------------------------------|---|------------------------------------|-----------------------------|--------------------------------|----------------------------------|-----------------------------|
| Accident Reporting             | X                             |   |                                    |                             | X                              | X                                | X                           |
| Alarms                         |                               |   |                                    |                             | X                              |                                  |                             |
| AM/FM Cassette Stereo          |                               |   |                                    |                             |                                | X                                |                             |
| Anchoring                      | X                             | X   | X                                  |                             |                                |                                  | X                           |
| Battery                        | X                             | X   |                                    |                             | X                              | X                                |                             |
| Bilge Layout                   |                               |   |                                    | X                           |                                |                                  |                             |
| Bilge Blower                   | X                             | X   |                                    | X                           |                                | X                                |                             |
| Bilge Pump                     | X                             | X   |                                    | X                           |                                | X                                |                             |
| Canvas                         | X                             |   |                                    | X                           |                                | X                                |                             |
| Capacity Plate                 | X                             |   |                                    | X                           |                                |                                  |                             |
| Carbon Monoxide                | X                             |   |                                    |                             |                                |                                  |                             |
| Cerifications                  |                               | X   | X                                  |                             |                                |                                  |                             |
| Cleaning                       | X                             |   |                                    |                             |                                | X                                |                             |
| Cockpit                        |                               |   |                                    | X                           |                                |                                  |                             |
| Communication Equipment        | X                             |   |                                    |                             |                                | X                                |                             |
| Compass                        | X                             |   |                                    |                             |                                | X                                |                             |
| Console                        |                               |   |                                    | X                           |                                |                                  |                             |
| Construction Standards         |                               | X   |                                    |                             |                                |                                  |                             |
| Controls                       | X                             |   |                                    | X                           |                                | X                                |                             |
| Decals                         |                               |   |                                    | X                           |                                |                                  |                             |
| Depth Finder                   |                               |   |                                    |                             |                                | X                                |                             |
| Dimensions                     |                               | X   | X                                  |                             |                                |                                  |                             |
| Drains (Through Hull Fittings) |                               | X   |                                    |                             |                                |                                  |                             |
| Education                      | X                             |   |                                    |                             |                                |                                  |                             |
| Electrical System              | X                             | X   |                                    | X                           |                                |                                  |                             |
| Electrolysis                   | X                             |   |                                    |                             |                                |                                  |                             |
| Emergency Engine Shutdown      | X                             |   |                                    |                             | X                              |                                  |                             |
| Emergency Procedures           | X                             |   |                                    |                             |                                |                                  |                             |
| Engine                         |                               |   |                                    |                             | X                              |                                  |                             |
| Environmental Considerations   | X                             |   |                                    |                             |                                |                                  |                             |
| Equipment:                     |                               |   |                                    |                             |                                |                                  |                             |
| • Recommended                  | X                             |   |                                    |                             |                                |                                  |                             |
| • Required                     | X                             |   |                                    |                             |                                |                                  | X                           |
| • Standard                     |                               |   | X                                  |                             |                                |                                  |                             |
| • Optional                     |                               |   | X                                  |                             |                                |                                  |                             |
| Fire                           | X                             |   |                                    |                             |                                |                                  |                             |
| Fire Suppression Equipment     | X                             | X   |                                    |                             |                                | X                                | X                           |
| Flame Arrestor                 |                               |   |                                    |                             | X                              |                                  | X                           |
| Flooding, Swamping             | X                             |   |                                    |                             |                                |                                  |                             |
| Fuel System                    | X                             |   |                                    | X                           | X                              |                                  |                             |
| Gauges                         | X                             | X   |                                    | X                           |                                |                                  |                             |
| Gear Shift                     | X                             |   |                                    | X                           | X                              |                                  |                             |
| Graphics                       |                               |   |                                    | X                           |                                |                                  |                             |
| Head System                    |                               | X   | X                                  | X                           |                                | X                                |                             |
| Homologations (International)  |                               | X   |                                    |                             |                                |                                  |                             |
| Hotlines                       | X                             |   |                                    |                             |                                | X                                | X                           |
| Identification Numbers         | X                             | X   |                                    |                             |                                |                                  |                             |
| Ignition                       | X                             |   |                                    |                             | X                              |                                  |                             |
| Ignition Protection            | X                             |   |                                    |                             | X                              |                                  |                             |
| Impaired Operation             | X                             |   |                                    |                             |                                |                                  | X                           |
| Instrument Use & Operation     | X                             |   |                                    |                             |                                | X                                |                             |
| Layout                         |                               | X   | X                                  | X                           |                                |                                  |                             |
| Lifesaving Equipment           | X                             |   |                                    |                             |                                |                                  | X                           |

|  | Sea Ray®<br>Owner's<br>Manual | Sea Ray®<br>Owner's<br>Manual<br>Supplement | Sea Ray®<br>Specification<br>Sheet | Sea Ray®<br>Parts<br>Manual | Engine<br>Operator's<br>Manual | Original<br>Equipment<br>Manuals | Owner's<br>Packet<br>Insert |
|--|-------------------------------|---|------------------------------------|-----------------------------|--------------------------------|----------------------------------|-----------------------------|
| Lifting .....                            | X                             | X   |                                    |                             |                                |                                  |                             |
| Lightning Protection .....               | X                             |   |                                    |                             |                                |                                  |                             |
| Lights .....                             | X                             | X   |                                    | X                           |                                |                                  |                             |
| Load Capacity .....                      | X                             | X   |                                    |                             |                                |                                  |                             |
| Maintenance .....                        | X                             |   |                                    |                             | X                              | X                                |                             |
| Maneuvering .....                        | X                             |   |                                    |                             |                                |                                  | X                           |
| Monitors .....                           |                               |   |                                    |                             |                                | X                                |                             |
| Nautical Terms .....                     | X                             |   |                                    |                             |                                |                                  |                             |
| Navigation .....                         | X                             |   |                                    |                             |                                |                                  | X                           |
| Operation .....                          | X                             |   |                                    |                             |                                |                                  |                             |
| Optional Systems .....                   |                               |   | X                                  |                             |                                | X                                |                             |
| Personal Flotation Devices (PFD's) ..... | X                             |   |                                    |                             |                                | X                                | X                           |
| Power Capacity .....                     |                               | X   |                                    |                             |                                |                                  |                             |
| Powertrain .....                         | X                             |   |                                    |                             | X                              |                                  |                             |
| Propeller .....                          | X                             | X   |                                    |                             |                                |                                  |                             |
| Propulsion .....                         |                               |   |                                    |                             | X                              |                                  |                             |
| Registration .....                       | X                             |   |                                    |                             |                                |                                  | X                           |
| Safety .....                             | X                             |   |                                    |                             |                                | X                                | X                           |
| Seating .....                            |                               | X   |                                    |                             |                                |                                  |                             |
| Seaworthiness Inspection ...             | X                             |   |                                    |                             |                                |                                  |                             |
| Service Schedule .....                   |                               |   |                                    |                             | X                              | X                                |                             |
| Spare Parts .....                        |                               |   |                                    | X                           |                                |                                  |                             |
| Specifications .....                     |                               | X   | X                                  |                             |                                |                                  |                             |
| Stability .....                          | X                             |   |                                    |                             |                                |                                  |                             |
| Start-In-Gear Protection .....           | X                             |   |                                    |                             |                                |                                  |                             |
| Steering .....                           | X                             | X   |                                    | X                           |                                |                                  |                             |
| Symbols .....                            | X                             | X   |                                    |                             |                                |                                  |                             |
| Switches .....                           |                               | X   |                                    |                             |                                |                                  |                             |
| Tank Capacities .....                    |                               | X   | X                                  |                             |                                |                                  |                             |
| Throttle .....                           | X                             |   |                                    |                             | X                              |                                  |                             |
| Through-Hull Fittings .....              |                               | X   |                                    |                             |                                |                                  |                             |
| Trim Tabs .....                          | X                             | X   |                                    | X                           |                                |                                  |                             |
| Troubleshooting .....                    | X                             |   |                                    |                             | X                              | X                                |                             |
| Upholstery .....                         | X                             |   |                                    | X                           |                                |                                  |                             |
| Ventilation .....                        | X                             | X   |                                    | X                           |                                |                                  |                             |
| Warning Labels .....                     | X                             |   |                                    | X                           |                                |                                  |                             |
| Warranty .....                           |                               | X   |                                    |                             |                                |                                  | X                           |

To replace any material from the Owner's Manual Packet, contact your Sea Ray® dealer.

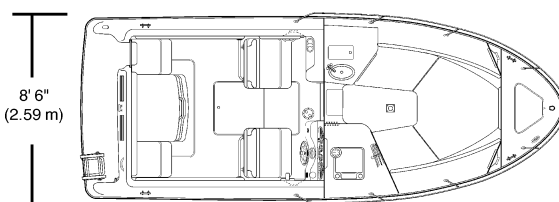
# GENERAL ARRANGEMENT & DIMENSIONS

**Profile**  
(fig.7.1)



## 215 EC SPECIFICATIONS

|                          |                     |
|--------------------------|---------------------|
| Overall Length           | 21' 6" (6.55 m)     |
| Beam                     | 8' 6" (2.59 m)      |
| Draft (Stern Drive Down) | 33" (84 cm)         |
| Draft (Stern Drive Up)   | 16" (41 cm)         |
| Dry Weight (lbs.)        | 3,700 (1,678 kg)    |
| Fuel Capacity (Gallons)  | 50 (189.3 liters)   |
| Usable Fuel (Gallons)    | 47.5 (179.8 liters) |
| Water Capacity (Gallons) | 8 (30.3 liters)     |
| Dead Rise                | 18°                 |

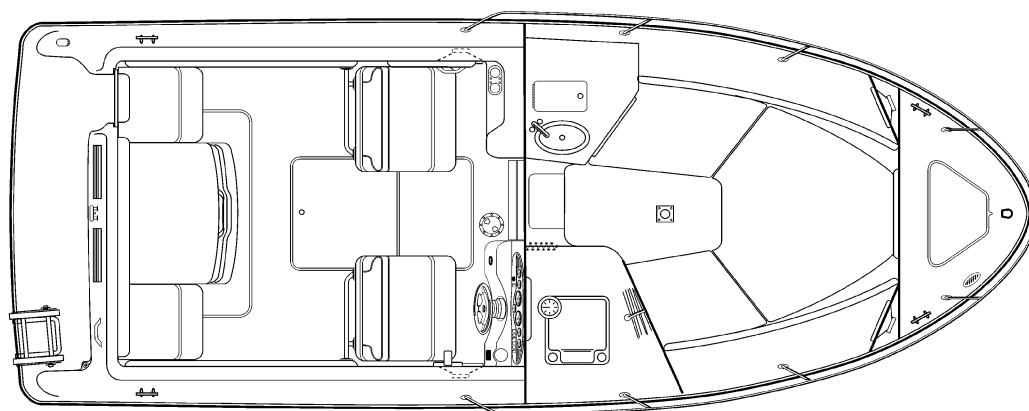


(fig. 7.2)

## HEIGHT DIMENSIONS

|                                   |                |
|-----------------------------------|----------------|
| Waterline To Top<br>Of Windshield | 5' 0" (1.52 m) |
| Keel To Top Of Windshield         | 6' 8" (2.03 m) |

## SEATING PLAN



**215 EXPRESS CRUISER SEATING PLAN**  
(Port and Starboard Helm Seats, Aft Bench Seat [Forms Lounger Seat],  
Upholstered V-Berth Cushions, Marine Grade Carpet)  
(fig. 7.3)

The specification measurements and locations are approximations and subject to variance.

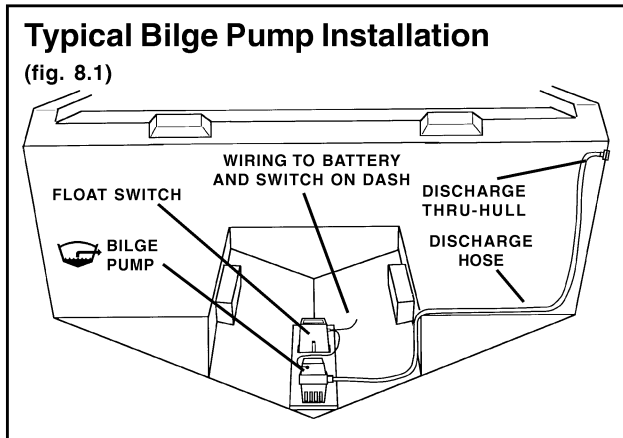
# SUPPLEMENTAL GENERAL INFORMATION

## BILGE PUMPING SYSTEM




The 215 EC is equipped with an automatic bilge pump system.

REFER TO THE OWNER'S MANUAL AND OWNER'S PACKET FOR INSTRUCTIONS AND WARRANTY INFORMATION.

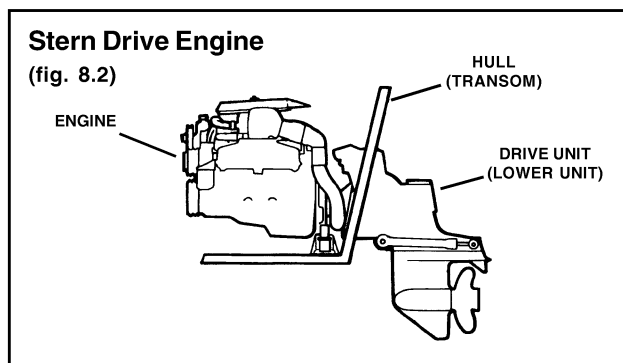


## PROPULSION SYSTEM



The 215 EC is equipped with a stern drive type propulsion system also known as an inboard-outboard engine. This type of propulsion system has the engine secured to the hull's stringers at the aft end of the hull and covered by a engine box. The drive unit, also called the lower unit because it hangs below the hull, is the part of the propulsion system that attaches to the outside of the hull or transom. The drive unit pivots to steer the boat.

REFER TO THE OWNER'S MANUAL AND ENGINE OWNER'S MANUAL FOR OPERATING INSTRUCTIONS AND WARRANTY INFORMATION.



## PROPELLERS

Your Sea Ray® has been equipped with a propeller which our tests have shown to be the best suited for general use under normal conditions and load. In some situations you may wish to change propellers to give your boat slightly different performance characteristics. In general, changing to a lower pitch propeller will increase acceleration and load-pulling ability, but with a slight decrease in top speed. Conversely, moving to a higher pitch propeller will attain higher top speed with a light load, but will sacrifice acceleration and power. Your particular requirements should be discussed with your Sea Ray® dealer. **Under no circumstances use a propeller which allows the engine to operate at higher than recommended RPM.**

## FUEL SYSTEM

The 215 EC is equipped with a gasoline fuel system. A detailed drawing of the fuel system can be found in the *Parts Manual*. Fueling instructions and precautions can be found in the *Owner's Manual*.

## EXHAUST SYSTEM

The 215 EC's exhaust system is an integral part of the propulsion system.

REFER TO THE ENGINE OWNER'S MANUAL FOR INSTRUCTIONS AND WARRANTY INFORMATION.

## ENGINE COOLING SYSTEM

The engine cooling system is an integral part of the propulsion system.

REFER TO THE ENGINE OWNER'S MANUAL FOR INSTRUCTIONS AND WARRANTY INFORMATION.

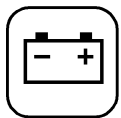
## ELECTRICAL INSTALLATIONS

This owner's manual supplement contains electrical schematics for your boat. These electrical schematics were generated by technicians at the engineering division for technical reference and service technicians. Sea Ray® does not recommend that you attempt to work on the boat's electrical system yourself, instead



we recommend that you take your boat to your authorized Sea Ray® dealer for service. Sea Ray® reserves the right to change or update the electrical system on any model at any time without notice to the consumer and is NOT obligated to make any updates to units built prior to changes.

## BATTERY



Refer to the owner's manual for battery disconnect and maintenance. When replacing a battery refer to your engine operation and maintenance manual to find the recommended battery for the engine installed in your boat.

Sea Ray® recommended batteries are available through your Sea Ray® dealer.

ALWAYS DISCONNECT BATTERY CABLES BEFORE DOING ANY WORK ON THE ENGINE'S ELECTRICAL SYSTEM OR ALTERNATOR WIRING TO PREVENT ARCING OR DAMAGE TO THE ALTERNATOR.



### CAUTION

While the engine is running the battery terminal clamps must not be loosened or detached nor should the battery switch(es) be turned off, otherwise the alternator and other electronic units will be damaged.



### DANGER

- Never use an open flame in the battery storage area.
- Avoid striking sparks near the battery.
- A battery will explode if a flame or spark ignites the free hydrogen given off during charging.

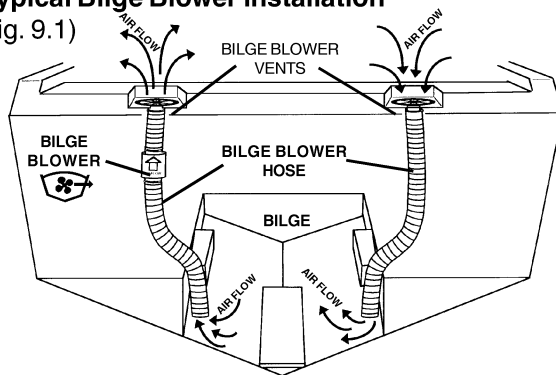
## VENTILATION SYSTEM / BILGE BLOWER



Sea Ray® Sport Boats are equipped with an electric bilge blower to remove fumes from the engine compartment and provide ventilation through the deck vents before starting the engine and when operating below cruising speeds. The bilge blower is located inside the port side of the transom, with the switch is located on the dash.

REFER TO OWNER'S MANUAL AND OWNER'S PACKET FOR OPERATING INSTRUCTIONS AND SAFETY PRECAUTIONS.

### Typical Bilge Blower Installation (fig. 9.1)



## STEERING SYSTEM

The 215 EC is equipped with a power steering system.

REFER TO THE ENGINE OWNER'S MANUAL IN THE OWNER'S PACKET FOR INSTRUCTIONS AND WARRANTY INFORMATION.

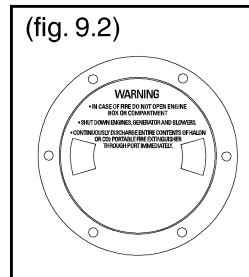
## FIRE EXTINGUISHING SYSTEM

The 215 EC is offered with the automatic fire extinguishing system. If your boat is not equipped with this option you must carry an approved fire extinguisher.

REFER TO THE OWNER'S MANUAL AND OWNER'S PACKET FOR INSTRUCTIONS AND WARRANTY INFORMATION.

## FIRE EXTINGUISHER DISCHARGE PORT

(fig. 9.2)



Your sport boat is equipped with a fire extinguisher discharge port on the motor box. In the event of a fire, the access plate on the engine compartment can be removed to allow the operator to discharge a fire extinguisher into the engine compartment without having to open the engine compartment.

Do not open the engine compartment immediately! This feeds oxygen to the fire and flashback could occur.

## WARNING

- In case of fire **DO NOT** open engine box or compartment.
- Shut down engines, generator and blowers
- Continuously discharge entire contents of halon or CO2 portable fire extinguisher through port immediately.

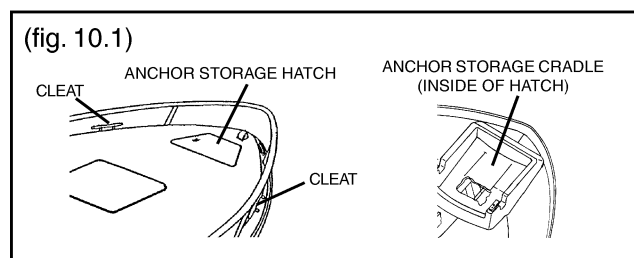
## ANCHORING



To anchor, bring the bow into the wind or current and put the engine in neutral. When the vessel comes to a stop, lower, do not throw, the anchor over the bow. The anchor line should be 5 to 7 times the depth of water.

## ANCHORING ARRANGEMENT

The 215 EC is equipped with an anchor storage hatch with an anchor storage cradle inside. Stow the anchor in the cradle when not in use. Note: Before using the anchor, be sure the anchor line is secured to the boat – to the bow eye or bow cleat.



## LIFE SAVING EQUIPMENT

(Personal Flotation Device (PFD))

**STORAGE:** The 215 EC offers storage in the floor storage compartments.

**OPERATION:** Wear PFD according to manufacturer recommendations. See pamphlet *Federal Requirements And Safety Tips For Recreational Boats* in the owner's packet or get one from your dealer.

**MAINTENANCE:** Rinse with fresh water and let dry thoroughly. Do not store in a damp compartment. Avoid the possibility of mildew.

## BOAT STORAGE

**WET STORAGE PROCEDURES:** Special care for boats that are moored: If permanently moored in salt water or fresh water, your boat will collect marine growth on its bottom. This will detract from the boat's beauty and greatly affect its performance. There are two methods of preventing this:

- Periodically haul the boat out of the water and scrub the bottom with a bristle brush and a solution of soap and water.
- Paint the hull below the waterline with a good grade of antifouling paint. **DO NOT** paint the engine drive surfaces.

**NOTE:** There are EPA regulations regarding bottom paint application. Consult your marine paint dealer for proper application methods.

**SECURITY CONSIDERATIONS:** Be conscious of the security of your boat. Always remove the key from the ignition, store your boat in a secure place, put a lock on the trailer and, if location permits, chain your trailer to a pole or other permanently fixed object. Remove and stow any removable electronic gear (fishfinders, LORAN, etc.) and personal gear (fishing poles, skis, etc.) normally left aboard your boat.

## TROUBLESHOOTING

List of Reference Manuals and Drawings

**PERFORMANCE:** Refer to the owner's manual.

**ENGINE:** Refer to the owner's manual and/or the engine manual.

**ELECTRICAL:** Refer to electrical section of the owner's manual and electrical schematics in this owner's manual supplement. Only a qualified marine electrical technician may service the boat's electrical system.

## REPAIR AND PARTS FACILITIES

To find a Sea Ray® dealer in your area, call: Sea Ray® Customer Service: 1-800-SRBOATS  
FAX: 1-314-213-7878

To find repair and parts facilities for equipment installed on your boat, refer to the original equipment manuals (OEM's) found in the owner's manual packet.

## DOCKING / LIFTING / TRAILERING



**CLEATS:** Cleats must not be used for lifting the boat. They are intended for mooring use only.

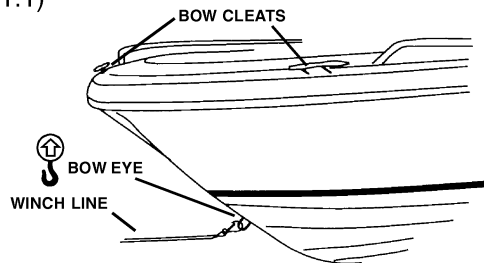
**BOW AND STERN EYES:** The bow eye should be used to haul the boat onto a trailer. The stern eyes should be used as tie down points for trailering the boat. The bow and stern eyes may be used for short term lifting of the boat such as for service. Long term lifting with the bow and stern eyes may cause stress on the fiberglass and gel coat.

For long term storage, use flat, wide belt-type slings and spreaders long enough to keep pressure from gunwales. Do not place slings where they may lift on underwater fittings.

REFER TO OWNER'S MANUAL.

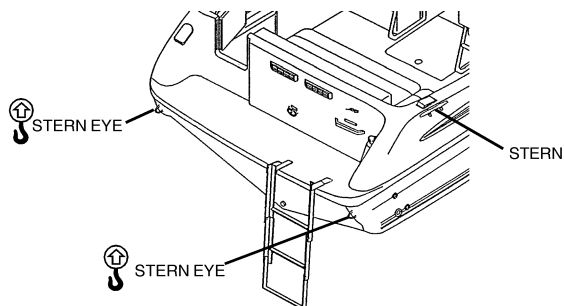
### Bow Eye & Cleats

(fig. 11.1)



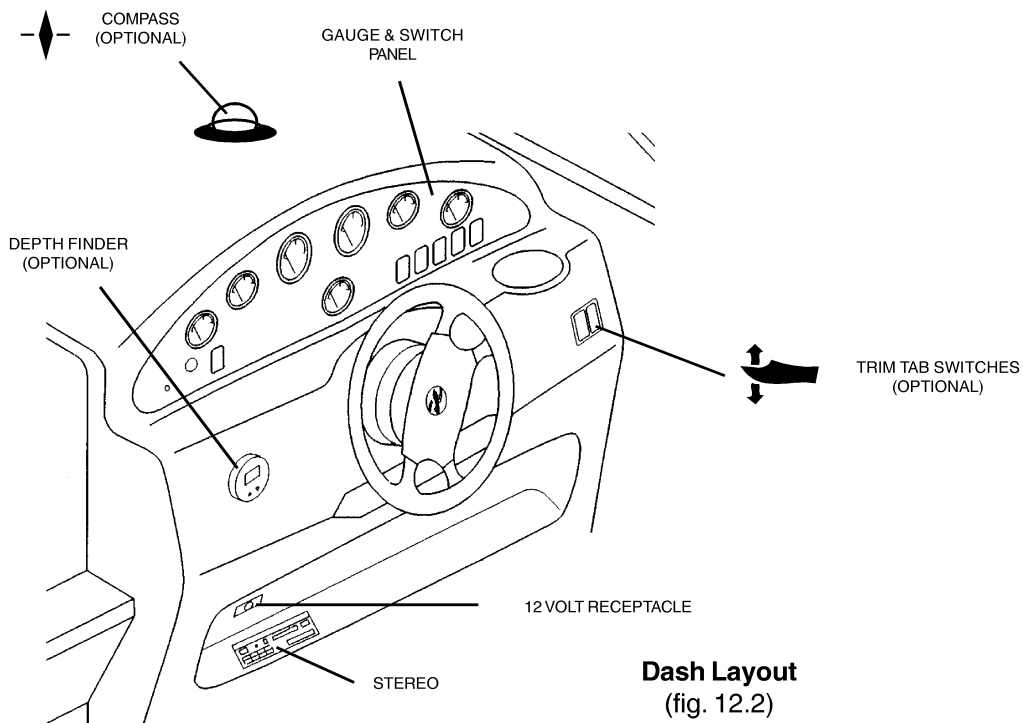
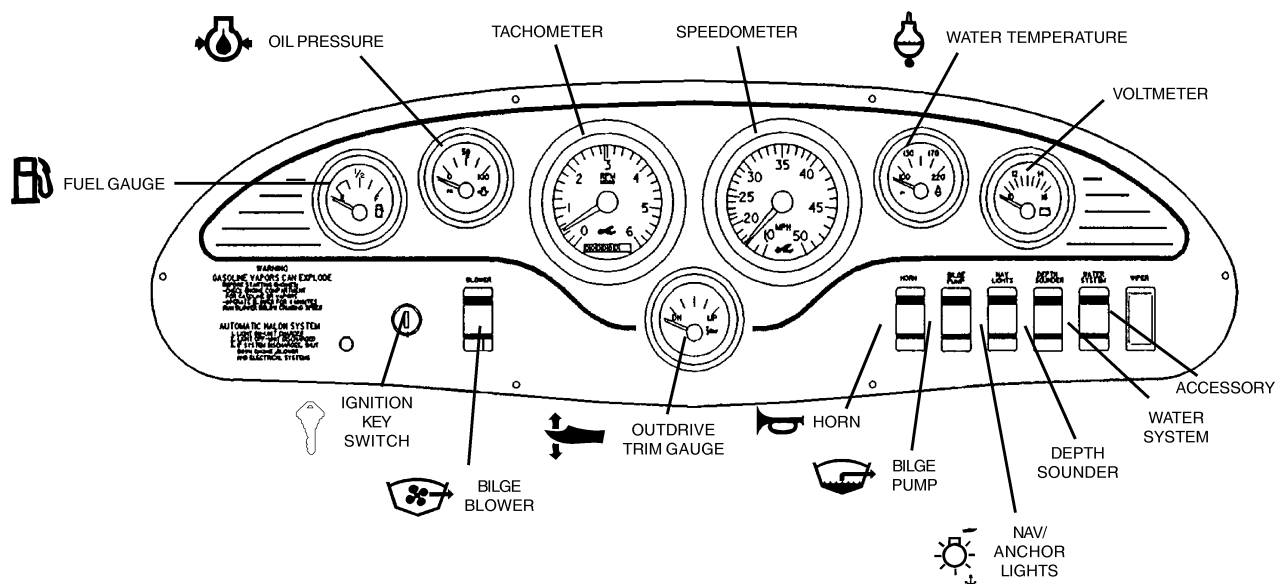
### Stern Eyes and Cleats

(fig. 11.2)



# DASH LAYOUT

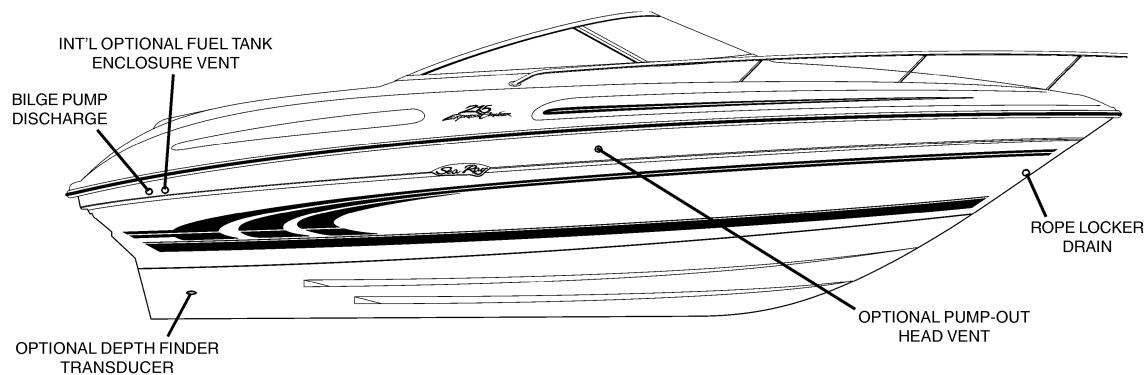
**Dash Layout**  
(fig. 12.1)



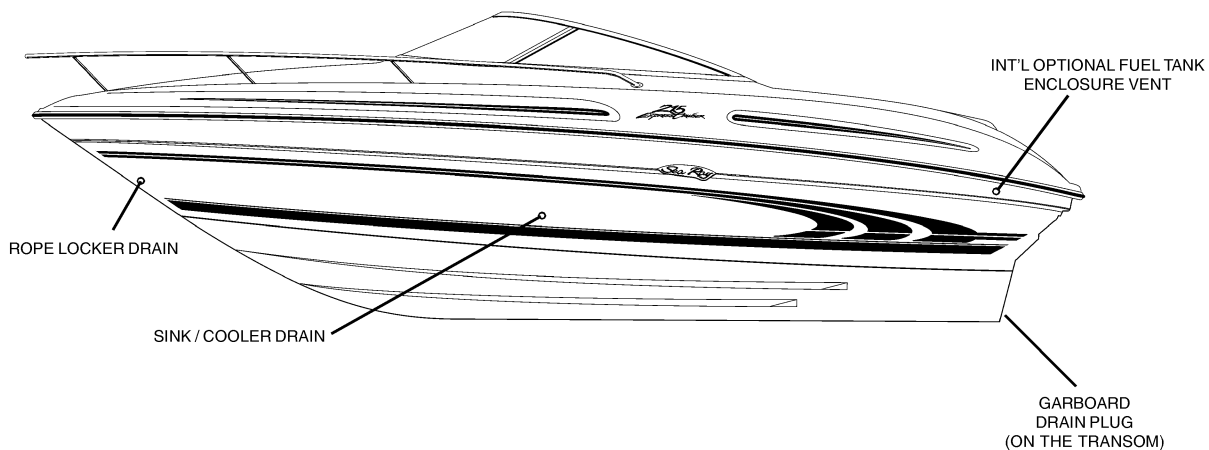
**Dash Layout**  
(fig. 12.2)

# LOCATION OF THROUGH-HULL FITTINGS











































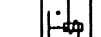


















**Starboard Side**  
(fig. 13.1)



**Port Side**  
(fig. 13.2)

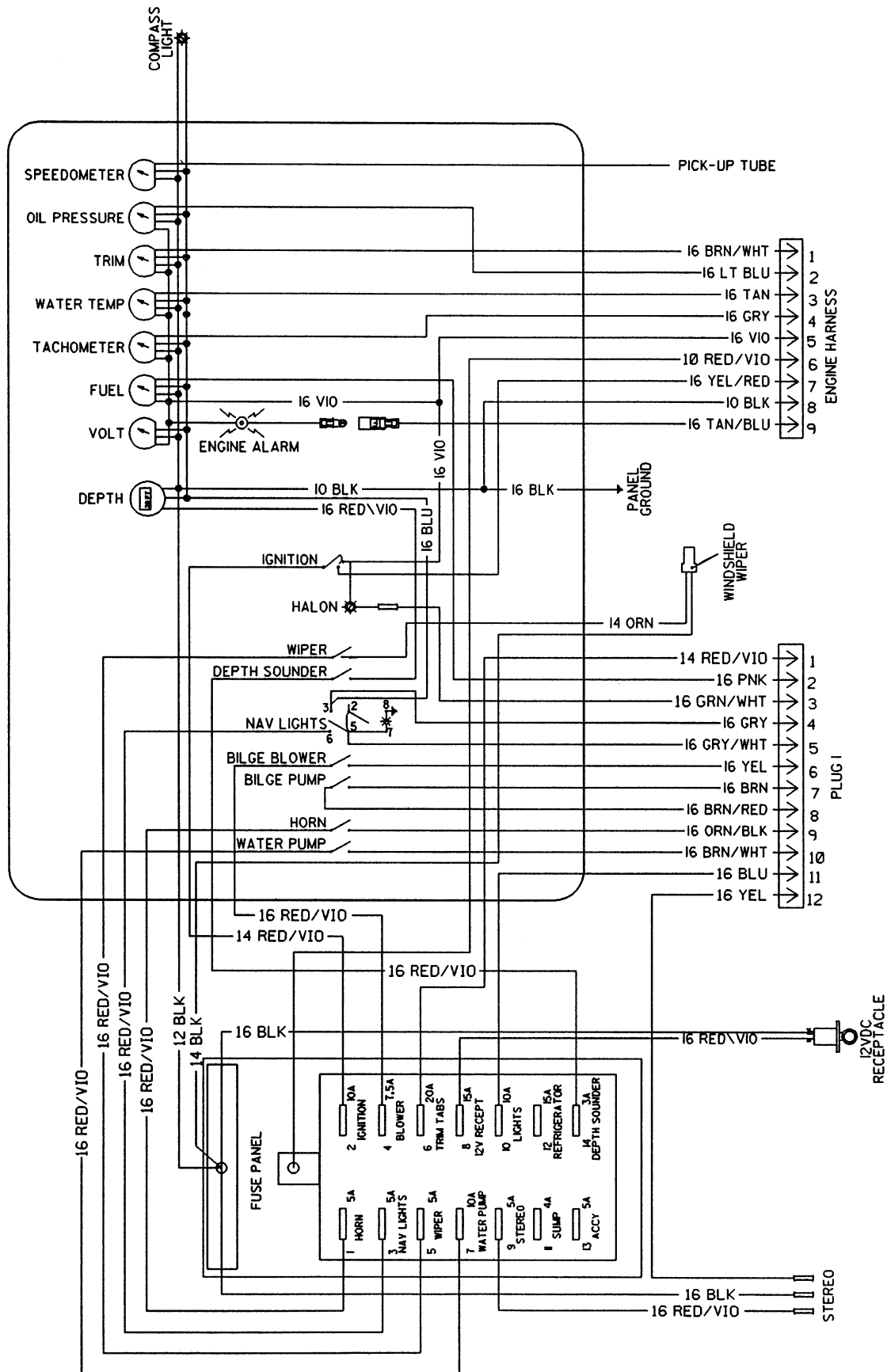


# KEY TO ELECTRICAL SYMBOLS

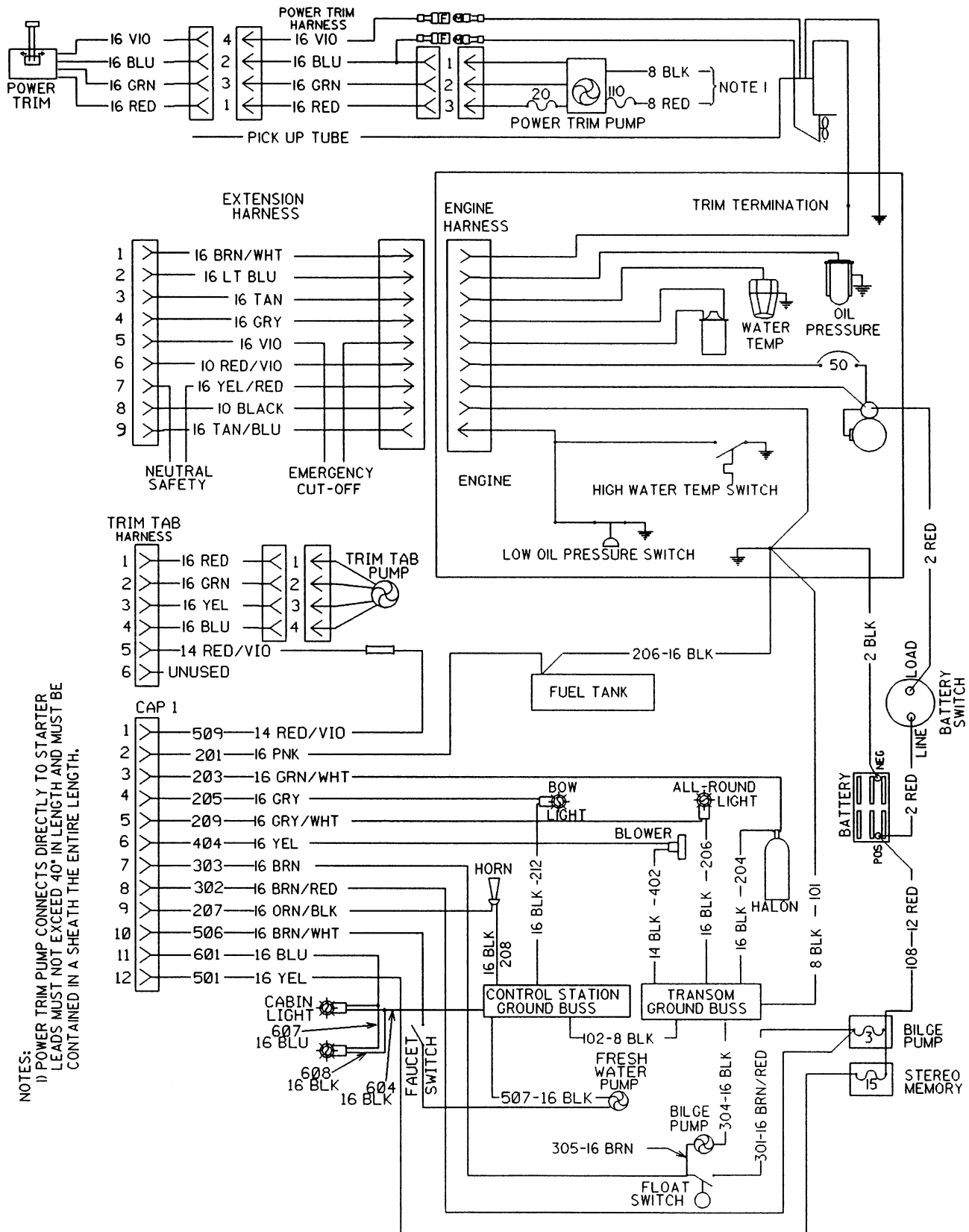
|   |   |   |  |   |  |   |
|---|---|---|--|---|--|---|
| <br>LIGHT<br><br>BATTERY<br><br>SPOTLIGHT<br><br>STARTER<br><br>COIL<br><br>HORN<br><br>WATER TEMP. SENDER | <br>GAUGE<br><br>FLOAT SWITCH<br><br>CIRCUIT BREAKER<br><br>2 CIRCUIT IGNITION SWITCH<br><br>VARIABLE RESISTOR<br><br>SPST SWITCH<br><br>SPDT SWITCH<br><br>DPDT SWITCH | <br>POWER TRIM & TRIM TAB PUMP<br><br>FUSE<br><br>MALE PUSH ON CONNECTOR<br><br>FEMALE PUSH ON CONNECTOR<br><br>MALE PLUG<br><br>FEMALE PLUG<br><br>SPEED PICK UP<br><br>SPEED PICK UP ELECTRONIC | <br>WIRES CROSSING NO SPLICE<br><br>WIRES CROSSING SPLICED<br><br>GROUND<br><br>ANTENNA<br><br>RADIO<br><br>DEPTH/SUM LOG<br><br>12V RECEPTACLE | <br>SHIFT / THROTTLE CONTROLS<br><br>TRIM ANGLE SENDER<br><br>LIQUID LEVEL SENDER<br><br>TEMP. ALARM<br><br>ALARM HORN<br><br>RECTIFIER | <br>PUMP<br><br>SPEAKER<br><br>OIL PRESSURE SENDER<br><br>BLOWER<br><br>TRIM TAB SWITCH<br><br>VHF RADIO<br><br>SOLENOID<br><br>PUSH BUTTON SWITCH | <br>HALON<br><br>3 POSITION BATTERY SWITCH<br><br>HOUR METER<br><br>2 CIRCUIT 5 POLE PROGRESSIVE SWITCH<br><br>ALTERNATOR<br><br>BATTERY ISOLATOR |
| RED -RED<br>BLK -BLACK<br>BLU -BLUE<br>LT BLU -LIGHT BLUE<br>BRN -BROWN<br>GRN -GREEN<br>TAN -TAN<br>PNK -PINK<br>ORN -ORANGE<br>VIO -VIOLET<br>WHT -WHITE<br>YEL -YELLOW<br>GRN -GREEN<br>RED/VIO -RED W/ VIOLET TRACER<br>RED/BLK-RED W/BLACK TRACER<br>WHT/RED-WHITE W/RED TRACER  | BRN/ORN -BROWN W/ORANGE TRACER<br>BLU/WHT -BLUE W/ WHITE TRACER<br>TAN/BLU -TAN W/BLUE TRACER<br>BRN/WHT -BROWN W/ WHITE TRACER<br>BRN/RED -BROWN W/ RED TRACER<br>ORN/GRN -ORANGE W/ GREEN TRACER<br>VIO/WHT -VIOLET W/ WHITE TRACER<br>GRN/WHT -GREEN W/ WHITE TRACER<br>GRY/WHT -GRAY W/ WHITE TRACER<br>GRY/BLU -GRAY W/ BLUE TRACER<br>YEL/RED -YELLOW W/ RED TRACER<br>GRY/RED -GRAY W/RED TRACER<br>BRN/YEL -BROWN W/YELLOW TRACER<br>ORN/RED -ORANGE W/RED TRACER<br>ORN/BLK -ORANGE W/BLACK TRACER<br>P-U -PICK UP TUBE  | <br>INSULATED BUTT SPLICE<br><br>RING CONNECTOR * 10 RING<br><br>FULLY INSULATED FEMALE QUICK CONNECT<br><br>FULLY INSULATED MALE QUICK CONNECT<br><br>.157 SNAP PLUG RECEPTACLE<br><br>.157 SNAP PLUG  | <br>AMP 75 CONNECTOR<br><br>FEMALE QUICK CONNECT PIGGYBACK<br><br>INSULATED DOUBLE FEMALE SNAP PLUG<br><br>INSULATED FEMALE SNAP PLUG<br><br>INSULATED MALE SNAP PLUG   |   |  |   |

- 1) ALL WIRE IS AMERICAN WIRE GAUGE (AWG) STANDARDS
- 2) THE CONNECTOR SIZE IS DETERMINED BY THE GAUGE OF THE WIRE THE CONNECTOR IS USED ON.
- 3) QUICK CONNECT TERMINALS TO BE .250 UNLESS OTHERWISE INDICATED, TAB THICKNESS IS .032'

# D.C. WIRING SCHEMATIC



# D.C. WIRING SCHEMATIC



NOTES:  
1) POWER TRIM PUMP CONNECTS DIRECTLY TO STARTER LEADS MUST NOT EXCEED 40" IN LENGTH AND MUST BE CONTAINED IN A SHEATH THE ENTIRE LENGTH.



# INTERNATIONAL HOMOLOGATIONS

This vessel and its systems have been constructed in accordance with standards and specifications in effect at the time of manufacture as published by the various regulatory authorities listed below.

1. Ministere De La Mer - France
2. Registro Italiano Navale - Italy
3. Det Norske Veritas - Norway
4. Securite des Nauires - Canada
5. J.C.I. (Japan Craft Inspection) - Japan
6. N.K.K. (Nippon Kaiji Kyokai) - Japan
7. B.S.I. (British Standards Institute) - England
8. Ministerio Obras Publicas Y Transporters - Spain
9. EC Directive - European Community

Further information may be obtained from Sea Ray® Customer Service. 1-800-SRBOATS.

